

LUCD05FU

Advanced control unit, TeSys U, 1.25-5A, 3P
motors, protection & diagnostic, class 20, coil
110-240V AC/DC



Product availability: Stock - Normally stocked in distribution facility

Price*: 150.00 USD



Main

Range	TeSys
Range of product	TeSys U
Product name	TeSys U
Device short name	LUCD
Product or component type	Advanced control unit
Device application	Motor control Motor protection
Product specific application	Basic protection and advanced functions, communication
Function available	Manual reset Protection against phase failure and phase imbalance Earth fault protection Protection against overload and short-circuit
Product compatibility	Power base LUB12 Power base LUB32 Power base LUB38 Power base LUB120 Power base LUB320 Power base LUB380 Reversing contactor breaker LU2B12FU Reversing contactor breaker LU2B32FU Reversing contactor breaker LU2B38FU
[Ue] rated operational voltage	690 V AC
Network frequency	40...60 Hz
Load type	3-phase motor self-cooled
Utilisation category	AC-44 AC-41 AC-43
Motor power kW	1.5 KW 400...440 V AC 50/60 Hz 2.2 KW 500 V AC 50/60 Hz 3 KW 690 V AC 50/60 Hz
Thermal protection adjustment range	1.25...5 A
Thermal overload class	Class 20 40...60 Hz -13...158 °F (-25...70 °C) IEC 60947-6-2 Class 20 40...60 Hz -13...158 °F (-25...70 °C) UL 508

Tripping threshold	14.2 x I _r +/- 20 %
Phase failure sensitivity	Yes
[U _c] control circuit voltage	110...240 V AC 110...220 V DC

Complementary

Control circuit voltage limits	88...264 V AC 110...240 V in operation 88...242 V DC 110...220 V in operation 55 V AC 110...240 V drop-out 55 V DC 110...220 V drop-out
Typical current consumption	280 MA 110...240 V AC I maximum while closing with LUB12 280 MA 110...240 V AC I maximum while closing with LUB32 280 MA 110...240 V AC I maximum while closing with LUB38 280 MA 110...220 V DC I maximum while closing with LUB12 280 MA 110...220 V DC I maximum while closing with LUB32 280 MA 110...220 V DC I maximum while closing with LUB38 35 MA 110...240 V AC I rms sealed with LUB12 25 MA 110...240 V AC I rms sealed with LUB32 25 MA 110...240 V AC I rms sealed with LUB38 35 MA 110...220 V DC I rms sealed with LUB12 25 MA 110...220 V DC I rms sealed with LUB32 25 MA 110...220 V DC I rms sealed with LUB38
Heat dissipation	2 W control circuit with LUB12 3 W control circuit with LUB32 3 W control circuit with LUB38
Operating time	35 ms opening with LUB12 control circuit 35 ms opening with LUB32 control circuit 35 ms opening with LUB38 control circuit 50 ms closing with LUB12 control circuit 50 ms closing with LUB32 control circuit 50 ms closing with LUB38 control circuit
Reset	Manual reset
Standards	EN 60947-6-2 IEC 60947-6-2 UL 60947-4-1, with phase barrier CSA C22.2 No 60947-4-1, with phase barrier
Product certifications	CE UL CSA CCC EAC ASEFA ATEX Marine
[U _i] rated insulation voltage	690 V IEC 60947-6-2 600 V UL 60947-4-1 600 V CSA C22.2 No 60947-4-1
[U _{imp}] rated impulse withstand voltage	6 KV IEC 60947-6-2
Safe separation of circuit	400 V SELV between the control and auxiliary circuits IEC 60947-1 400 V SELV between the control or auxiliary circuit and the main circuit IEC 60947-1
Fixing mode	Plug-in front face)
Width	1.77 In (45 mm)
Height	2.60 In (66 mm)
Depth	2.36 In (60 mm)
Compatibility code	LUCD

Environment

IP degree of protection	IP20 front panel and wired terminals IEC 60947-1 IP20 other faces IEC 60947-1 IP40 front panel outside connection zone IEC 60947-1
Protective treatment	TH IEC 60068
Ambient air temperature for operation	-13...158 °F (-25...70 °C)
Ambient air temperature for storage	-40...185 °F (-40...85 °C)
Operating altitude	6561.68 ft (2000 m)
Fire resistance	1760 °F (960 °C) parts supporting live components IEC 60695-2-12 1202 °F (650 °C) IEC 60695-2-12
Shock resistance	10 gn power poles open IEC 60068-2-27 15 gn power poles closed IEC 60068-2-27
Vibration resistance	2 gn 5...300 Hz power poles open IEC 60068-2-6 4 gn 5...300 Hz power poles closed IEC 60068-2-6
Resistance to electrostatic discharge	8 KV 3 in open air IEC 61000-4-2 8 KV 4 on contact IEC 61000-4-2
Non-dissipating shock wave	1 KV serial mode IEC 60947-6-2 2 KV common mode IEC 60947-6-2
Resistance to radiated fields	9.14 V/M (10 V/m) 3 IEC 61000-4-3
Resistance to fast transients	2 KV 3 serial link IEC 61000-4-4 4 KV 4 all circuits except for serial link IEC 61000-4-4
Immunity to radioelectric fields	10 V IEC 61000-4-6
Immunity to microbreaks	3 Ms
Immunity to voltage dips	70 % / 500 ms IEC 61000-4-11




Ordering and shipping details

Category	22397 - TESYS U - CNTRL MOD(LUCA,LUCD)
Discount Schedule	I11
GTIN	03389110365047
Nbr. of units in pkg.	1
Package weight(Lbs)	4.23 Oz (120 g)
Returnability	Yes
Country of origin	FR

Packing Units

Unit Type of Package 1	PCE
Package 1 Height	2.17 In (5.5 cm)
Package 1 width	3.15 In (8 cm)
Package 1 Length	4.02 In (10.2 cm)
Unit Type of Package 2	S02
Number of Units in Package 2	23
Package 2 Weight	6.69 Lb(US) (3.036 kg)
Package 2 Height	5.91 In (15 cm)
Package 2 width	11.81 In (30 cm)
Package 2 Length	15.75 In (40 cm)

Offer Sustainability

Sustainable offer status	Green Premium product
REACH Regulation	 REACH Declaration
EU RoHS Directive	Compliant  EU RoHS Declaration
Mercury free	Yes
RoHS exemption information	 Yes

China RoHS Regulation	China RoHS Declaration
Environmental Disclosure	Product Environmental Profile
Circularity Profile	End Of Life Information
WEEE	The product must be disposed on European Union markets following specific waste collection and never end up in rubbish bins.
PVC free	Yes
Halogen content performance	Halogen free plastic parts product

Contractual warranty

Warranty	18 months
----------	-----------

Product Life Status : **Commercialised**